

AFG VAV DAMPER AIR VOLUME CONTROL

- Complete with integral FGG Flowgrid
- Airtight Damper construction to DIN 1946 T4
- Turn down rate 40 : 1 with dual selection
- Sturdy Actuator drive spindle 12mm Ø
- Embedded quality seals in damper blades
- Special moulded seals on each blade end
- Brass bearings with 'O' ring seals on drive shaft
- Standard Frame sizes 20mm and 30mm
- Height in 100mm - width in 50mm increments
- Works with all CMR actuators and controllers
- CMR standard 24 month warranty
- 30 Years field application experience



AFG Damper with integral FGG Flowgrids

The AFG Volume control Damper has been designed to control air volume in ventilation ducts. The damper consists of a galvanized steel duct section with a built in FGG Flowgrid. The length is 410mm and has a 30mm flange duct connection to suit standard galvanized steel duct work. The galvanized steel damper blades are fitted across the internal frame area in 100mm spacing. Each end of the blade is firmly secured in brass bearings which have 'O' ring seals to the outside. A dust protection cap is fitted on the outside over the bearing and shaft. Heavy duty cast aluminium gears are fitted on the drive side of the damper and are located inside the frame. The drive shaft is standard 12mm Ø and an actuator bracket is fitted to suit the CMR actuators. The blades have embedded lip seals and side seals so that the DIN 1946 T4 airtight specification can be achieved.

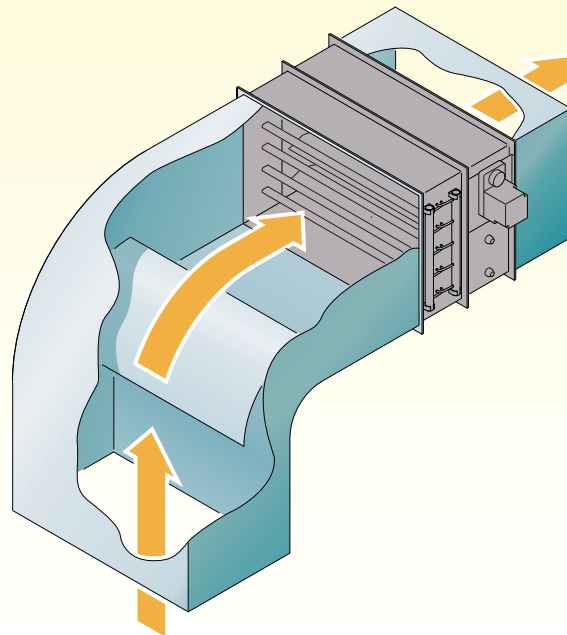
The AFG DAMPER is a complete welded construction and are manufactured in standard height increments of 100mm going up to a maximum height of 1200mm. The width of the DAMPER is manufactured in increments of 50mm up to 1200mm.

The AFG Damper has an end stop when it is closed and the seal shall be firmly pressed against the frame. At this point, the actuator needs just a little more torque to seal it. The actuator is factory commissioned to close and open over 90° but angle limit adjustments can be achieved via the actuator.

At the entrance of the AFG is the CMR FGG flowgrid fitted which measures both the air flow impact and the static pressure which is the velocity pressure. This velocity pressure is then converted by the CMR Sensor into an air volume measurement. to provide total air volume measurement. When fitting a 100mm and a 500mm AFG together with one DPC controller very low volumes and very high volumes can be measured and controlled. Turn down rates of 40:1 can be achieved by carefully selecting the AFG sizes.

The dampers can be operated vertically or horizontally and by carefully calculating the minimum and maximum volumes a selection of each AFG volume controller can be made.

AFG Damper with Integral FGG Flowgrids providing accurate air volume



AFG FLOW CONTROLLER INSTALLATION

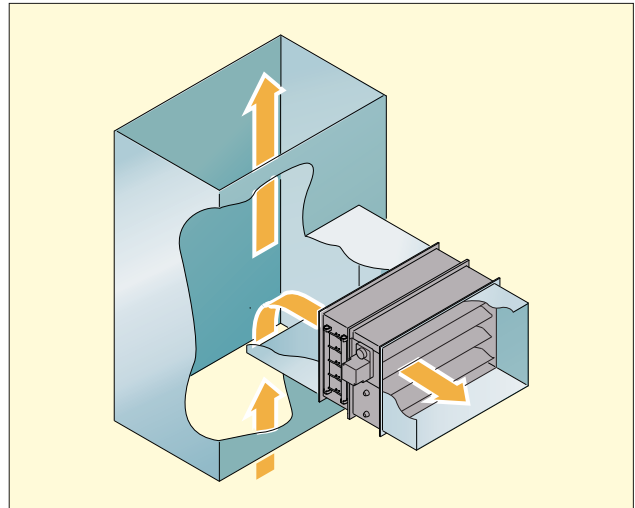
T-JUNCTION

The AFG Flow controller is best installed in a straight duct with a minimum length before the Flowgrid. The AFG Flowgrid can be installed after a T-Section shown on the right. Best is to have room for a straight duct with a minimum length after the 'T' and before the Flowgrid and a minimum length after the Flowgrid.

A guide for duct length can be calculated approximately by working out the duct area (h x w) in m² multiplied by 1.2. This means, if the duct is 800mm high and 1000mm wide it would be the following calculation:

$0.8\text{m} \times 1\text{m} = 0.8 \times 1.2 = 0.96\text{m}$ is the minimum length before and after the AFG Flowgrid.

If this length is not available due to very short duct runs, then a CMR Flow Straightener has to be installed in front of the Flowgrid. The Flowgrid does not work after moving a damper or where the air blows head on into a duct section which can cause the air to bounce back onto the Flowgrid.



AFG Flow Controller after T- duct section

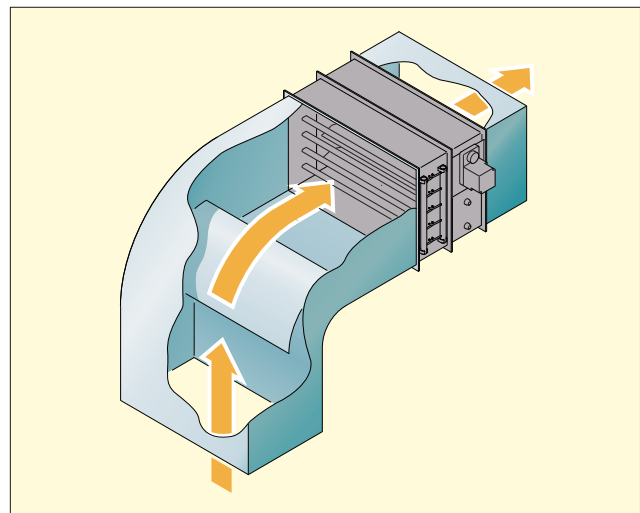
ELBOW

The AFG Flowgrid can be installed after an elbow as shown on the right. Best is to have room for a straight duct with a minimum length before and after the Flowgrid.

A guide for duct length can be calculated approximately by working out the duct area (h x w) in m² multiplied by 1.2. This means, if the duct is 300mm high and 700mm wide it would be the following calculation:

$0.3\text{m} \times 0.7\text{m} = 0.21 \times 1.2 = 0.252\text{m}$ is the minimum length before and after the AFG Flowgrid.

If this length is not available due to very short duct runs, then a CMR Flow Straightener has to be installed in front of the Flowgrid. The Flowgrid does not work where the air blows head on into a duct section which can cause the air to bounce back onto the Flowgrid.



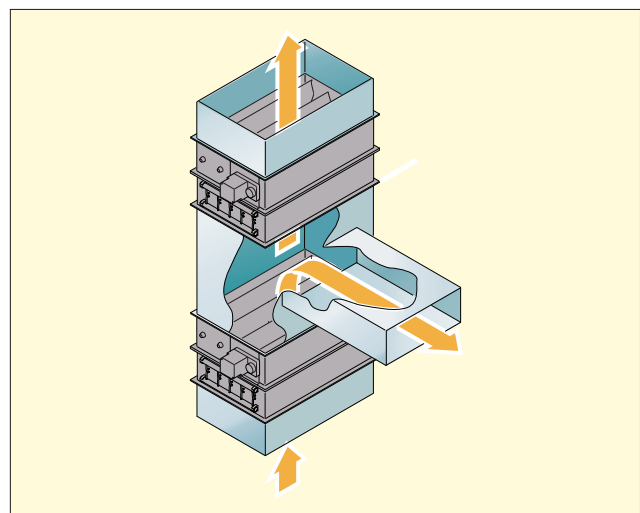
AFG FlowController after elbow duct section

BRANCH

If the duct on the right cannot be fitted with a Flow Controller then the bottom Flowgrid measures the total volume and the top Flowgrid measures what is left over. The difference is the volume which passes through the duct on the right, which can be controlled by the two AFGs. Both Flow Controllers need room for a straight duct with a minimum length before and after. A guide for these duct lengths can be calculated approximately by working out the duct area (h x w) in m² multiplied by 1.2. This means, if the duct is 500mm high and 500mm wide it would be the following calculation:
 $0.5\text{m} \times 0.5\text{m} = 0.25 \times 1.2 = 0.3\text{m}$ is the minimum length before and after both AFG Flowgrids.

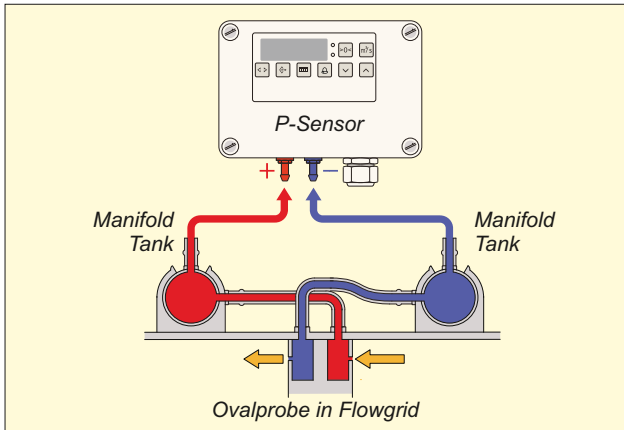
If this length is not available due to very short duct runs, then a CMR Flow Straightener has to be installed in front of each Flow Controller. The Flowgrid does not work where the air blows head on into a duct section which can cause the air to bounce back onto the Flowgrid.

Send a drawing to CMR to provide a selection and full dimensional specification and a recommendation of a flow-straightener.



AFG Flow Controller before and after a T section

AFG FLOWGRID VELOCITY PRESSURES



AFG Flowgrid and P-Sensor tube connections

The velocity pressure is measured by the Oval Flowprobe built into the AFG Flowgrid and the total impact pressure is measured on the positive (+red) and the static pressure is measured on the negative (- blue) manifold tanks. The P-Sensor shall be connected to the corresponding tanks using CMR PVC red and blue tube.

When the P-Sensor is ordered with the AFG Flowgrid then it is pre-adjusted at the factory - i.e. duct width and height, density and AFG Flowgrid Magnification Factor (mf) and the range is in m³/s or m³/h. It is ready for connection to the control or monitoring system.

If the P-Sensor was ordered separately and it was not factory adjusted then it is quite simple to adjust the parameters on site.

The P-Sensor has a keyboard and the duct height and width must be entered. The magnification factor of the AFG Flowgrid must be entered which is normally 1.650, if it is installed in a straight duct.

If the volume indicated on the P-Sensor display is deviating from the actual measurements, then the magnification factor can be adjusted to suit the installation abnormalities via the P-Sensor keyboard.

Adjust the fan to a constant volume – start with 50% of the minimum and maximum operating volume and take a pitot travers reading with a CAL150 instrument. Once the average volume has been established and it is not the same as displayed on the P-Sensor, then adjust the Magnification Factor (mf) until the same display is achieved. For higher accuracy try this at 25%, 75% and 100% volume set point. The P-Sensor has also parameters to linearize the measurements for more critical applications.

Useful AFG Flowgrid scaling formula:

$$\text{velocity m/s} = \sqrt{\frac{2 \times (\Delta P \text{ in Pa} / \text{mag factor})}{1.2 \text{ Density}}}$$

Example:

$$2 \times (100\text{Pa across AFG} / 1.65 \text{ mf}) = 121.21 / 1.2 = 101.01$$

$$\sqrt{101.01} = 10.05 \text{ m/s}$$

$$10.05 \text{ m/s} \times (\text{duct height 'h' x duct width 'w'}) = \dots \text{ m}^3/\text{s} \times 3600 = \text{m}^3/\text{h}$$

Conversion Table - Velocity in m/s at standard density to Velocity Pressure in Pa

m/s	0.0	0.1	0.2	0.3	0.4	0.5	0.6	0.7	0.8	0.9
0	0.00	0.01	0.02	0.05	0.10	0.15	0.22	0.29	0.38	0.49
1	0.60	0.73	0.86	1.01	1.18	1.35	1.54	1.73	1.94	2.17
2	2.40	2.65	2.90	3.17	3.46	3.75	4.06	4.37	4.70	5.05
3	5.40	5.77	6.14	6.53	6.94	7.35	7.78	8.21	8.66	9.13
4	9.60	10.09	10.58	11.09	11.62	12.15	12.70	13.25	13.82	14.41
5	15.00	15.61	16.22	16.85	17.50	18.15	18.82	19.49	20.18	20.89
6	21.60	22.33	23.06	23.81	24.58	25.35	26.14	26.93	27.74	28.57
7	29.40	30.25	31.10	31.97	32.86	33.75	34.66	35.57	36.50	37.45
8	38.40	39.37	40.34	41.33	42.34	43.35	44.38	45.41	46.46	47.53
9	48.60	49.69	50.78	51.89	53.02	54.15	55.30	56.45	57.62	58.81
10	60.00	61.21	62.43	63.65	64.90	66.15	67.42	68.69	69.98	71.29
11	72.60	73.93	75.26	76.61	77.98	79.35	80.74	82.13	83.54	84.97
12	86.40	87.85	89.30	90.77	92.26	93.75	95.26	96.77	98.30	99.85
13	101.40	102.97	104.54	106.23	107.74	109.35	110.98	112.61	114.26	115.93
14	117.60	119.29	120.98	122.69	124.42	126.15	127.90	129.65	131.42	133.21
15	135.00	136.81	138.62	140.45	142.30	144.15	146.02	147.89	149.78	151.69
16	153.60	155.53	157.46	159.41	161.38	163.35	165.34	167.33	169.34	171.35
17	173.40	175.45	177.50	179.57	181.66	183.75	185.86	187.97	190.10	192.25
18	194.40	196.57	198.74	200.93	203.14	205.35	207.58	209.81	212.06	214.33
19	216.60	218.89	221.18	223.49	225.82	228.15	230.50	232.85	235.22	237.61
20	240.00	242.41	244.82	247.25	249.70	252.15	254.62	257.09	259.58	262.09
21	264.60	267.13	269.66	272.21	274.78	277.35	279.94	282.53	285.14	287.77
22	290.40	293.05	295.70	298.37	301.06	303.75	306.46	309.17	311.90	314.65
23	317.40	320.17	322.94	325.73	328.54	331.35	334.18	337.01	339.86	342.73
24	345.60	348.49	351.38	354.29	357.22	360.15	363.10	366.05	369.02	372.01
25	375.00	378.01	381.02	384.05	387.10	390.15	393.22	396.29	399.38	402.49

To get the range of the P-Sensor use the keyboard and display the range. This is the sensor range in m³/s or m³/h at 10V / 20mA. Enter this range into your control system. No further calculations are necessary. If you want to use the table above, use the range of the transmitter in Pa and divide it by the (mf) of the AFG. Look up the velocity above. i.e. 100Pa / 1.65 = 60.60 Pa. Look up above ~ 60 Pa and read on side and top ~ 10 m/s then multiply with duct area in m² to get m³/s and multiply 3600 to get m³/h.

AFG FLOW DAMPER

SPECIFICATIONS

Selection of Volume Control Damper

It is essential to determine the air volume during the design stage. Normally there is a minimum and a maximum volume which has to be controlled.

The duct area should be calculated so that the velocity is approximately 2.5m/s at the minimum volume and preferably 5m/s at the operating point if possible. If the velocity is more than 5m/s at the maximum volume then the noise level criteria needs to be considered.

The maximum velocity should not exceed 9m/s as the duct resistance shall increase and the overall energy consumption shall go up. Use selection Tables on page 5 to 8.

The AFG Damper has 100mm blades complete with seals and have a long diamond shape with an embedded drive arrangement. The reduced internal area of the damper frame shall increase the velocity pressure momentarily but will have a regain of pressure after passing over the blades, which means that the overall pressure drop can be kept at a minimum.

The heavy duty cast aluminium drive gears are located internally, having seals to the side. The advantage is that the wheels are not on the outside which could cause a hazard for the installation or maintenance engineers in future during automatic operation.

Installation

The AFG Damper works in any position, but it is best if the blades and actuator are positioned horizontally. This way, the weight is reduced on the side seals and provides a long term efficient operation. It is also easier for the maintenance engineers to replace an actuator. When the damper is installed, care must be taken to leave sufficient space for the engineers to inspect and replace the motor - a 500mm space would be perfect.

Hysteresis

The AFG Dampers have a very low hysteresis due to the aluminium precision cast gears and therefore the damper can be moved very accurately to a control position.

Maintenance

The AFG Damper is maintenance free.

Materials

Frame	- Galvanised Sheet Metal
Blades	- Galvanised Sheet Metal
Drive Wheels	- Cast Aluminium
Drive Shaft	- Zinc Plated Steel
Bearing	- Brass with 'O' ring seal
Seals	- Brass with 'O' ring seal
Actuator Bracket	- Galvanised Sheet Metal
FGG Fkrowgrid	- Anodized Aluminium

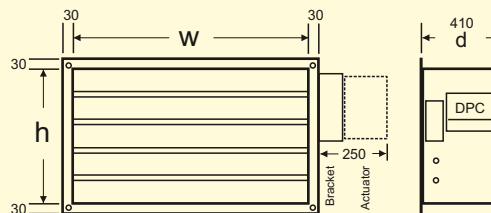
Internal height 'h' from 100mm up to 1200mm in 100mm steps
 Internal width 'w' from 100mm up to 1200mm in 50mm steps
 Controller Length 410mm
 Standard Duct Frame 30mm
 Actuator Mounting Bracket

Specifications

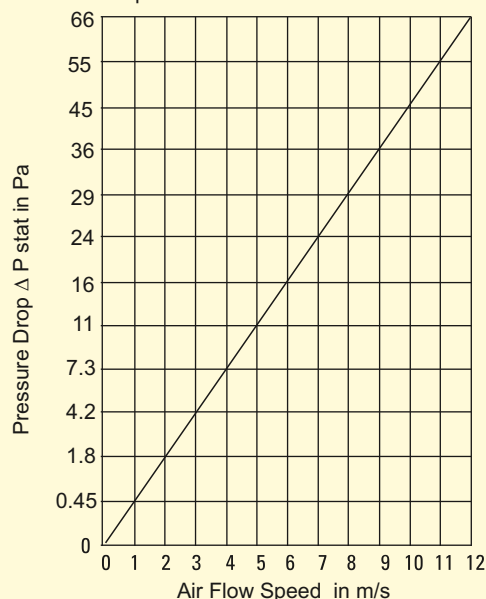
Recommended minimum air velocity is	2.5 m/s
Recommended operating air velocity is	5 m/s
Maximum recommended air velocity is	9 m/s

Humidity 10% to 90% non condensing.
 Operating Temperature (dry condition) -20 to 80°C

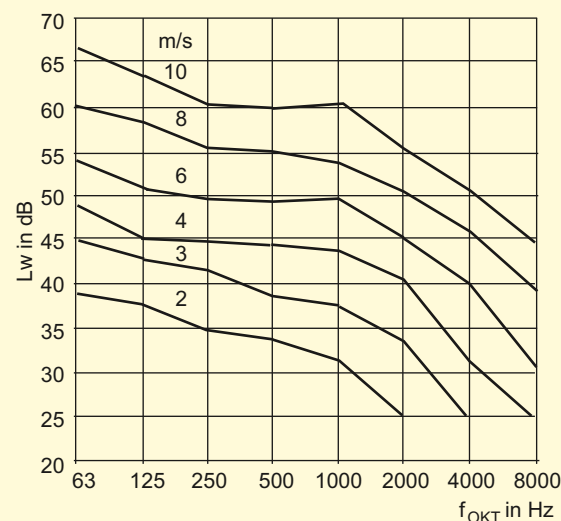
Damper Dimensions



Pressure Drop



Sound Performance Level



AFG SELECTIONS

L = 410 C30 Table 1

Part Number with C30mm Frame	Description	Height h mm	width w mm	depth d mm	Area m2	Volume at 2 m/s m3/s	Volume at 5 m/s m3/s	Volume at 9 m/s m3/s	Volume at 2 m/s m3/h	Volume at 5 m/s m3/h	Volume at 9 m/s m3/h
AFG-0100-0200-410-C30	Flow Controller Airtight 254 Galv C30	100	200	410	0.020	0.040	0.120	0.180	288	360	648
AFG-0100-0250-410-C30	Flow Controller Airtight 254 Galv C30	100	250	410	0.025	0.050	0.150	0.225	360	450	810
AFG-0100-0300-410-C30	Flow Controller Airtight 254 Galv C30	100	300	410	0.030	0.060	0.180	0.270	432	540	972
AFG-0100-0350-410-C30	Flow Controller Airtight 254 Galv C30	100	350	410	0.035	0.070	0.210	0.315	504	630	1134
AFG-0100-0400-410-C30	Flow Controller Airtight 254 Galv C30	100	400	410	0.040	0.080	0.240	0.360	576	720	1296
AFG-0100-0450-410-C30	Flow Controller Airtight 254 Galv C30	100	450	410	0.045	0.090	0.270	0.405	648	810	1458
AFG-0100-0500-410-C30	Flow Controller Airtight 254 Galv C30	100	500	410	0.050	0.100	0.300	0.450	720	900	1620
AFG-0100-0550-410-C30	Flow Controller Airtight 254 Galv C30	100	550	410	0.055	0.110	0.330	0.495	792	990	1782
AFG-0100-0600-410-C30	Flow Controller Airtight 254 Galv C30	100	600	410	0.060	0.120	0.360	0.540	864	1080	1944
AFG-0100-0650-410-C30	Flow Controller Airtight 254 Galv C30	100	600	410	0.060	0.120	0.360	0.540	864	1080	1944
AFG-0100-0700-410-C30	Flow Controller Airtight 254 Galv C30	100	600	410	0.060	0.120	0.360	0.540	864	1080	1944
AFG-0100-0750-410-C30	Flow Controller Airtight 254 Galv C30	100	600	410	0.060	0.120	0.360	0.540	864	1080	1944
AFG-0100-0800-410-C30	Flow Controller Airtight 254 Galv C30	100	600	410	0.060	0.120	0.360	0.540	864	1080	1944
AFG-0100-0850-410-C30	Flow Controller Airtight 254 Galv C30	100	600	410	0.060	0.120	0.360	0.540	864	1080	1944
AFG-0100-0900-410-C30	Flow Controller Airtight 254 Galv C30	100	600	410	0.060	0.120	0.360	0.540	864	1080	1944
AFG-0100-0950-410-C30	Flow Controller Airtight 254 Galv C30	100	600	410	0.060	0.120	0.360	0.540	864	1080	1944
AFG-0100-1000-410-C30	Flow Controller Airtight 254 Galv C30	100	600	410	0.060	0.120	0.360	0.540	864	1080	1944
AFG-0100-1050-410-C30	Flow Controller Airtight 254 Galv C30	100	600	410	0.060	0.120	0.360	0.540	864	1080	1944
AFG-0100-1100-410-C30	Flow Controller Airtight 254 Galv C30	100	600	410	0.060	0.120	0.360	0.540	864	1080	1944
AFG-0100-1150-410-C30	Flow Controller Airtight 254 Galv C30	100	600	410	0.060	0.120	0.360	0.540	864	1080	1944
AFG-0100-1200-410-C30	Flow Controller Airtight 254 Galv C30	100	600	410	0.060	0.120	0.360	0.540	864	1080	1944
AFG-0200-0200-410-C30	Flow Controller Airtight 254 Galv C30	200	200	410	0.040	0.080	0.240	0.360	576	720	1296
AFG-0200-0250-410-C30	Flow Controller Airtight 254 Galv C30	200	250	410	0.050	0.100	0.300	0.450	720	900	1620
AFG-0200-0300-410-C30	Flow Controller Airtight 254 Galv C30	200	300	410	0.060	0.120	0.360	0.540	864	1080	1944
AFG-0200-0350-410-C30	Flow Controller Airtight 254 Galv C30	200	350	410	0.070	0.140	0.420	0.630	1008	1260	2268
AFG-0200-0400-410-C30	Flow Controller Airtight 254 Galv C30	200	400	410	0.080	0.160	0.480	0.720	1152	1440	2592
AFG-0200-0450-410-C30	Flow Controller Airtight 254 Galv C30	200	450	410	0.090	0.180	0.540	0.810	1296	1620	2916
AFG-0200-0500-410-C30	Flow Controller Airtight 254 Galv C30	200	500	410	0.100	0.200	0.600	0.900	1440	1800	3240
AFG-0200-0550-410-C30	Flow Controller Airtight 254 Galv C30	200	550	410	0.110	0.220	0.660	0.990	1584	1980	3564
AFG-0200-0600-410-C30	Flow Controller Airtight 254 Galv C30	200	600	410	0.120	0.240	0.720	1.080	1728	2160	3888
AFG-0200-0650-410-C30	Flow Controller Airtight 254 Galv C30	200	650	410	0.130	0.260	0.780	1.170	1872	2340	4212
AFG-0200-0700-410-C30	Flow Controller Airtight 254 Galv C30	200	700	410	0.140	0.280	0.840	1.260	2016	2520	4536
AFG-0200-0750-410-C30	Flow Controller Airtight 254 Galv C30	200	750	410	0.150	0.300	0.900	1.350	2160	2700	4860
AFG-0200-0800-410-C30	Flow Controller Airtight 254 Galv C30	200	800	410	0.160	0.320	0.960	1.440	2304	2880	5184
AFG-0200-0850-410-C30	Flow Controller Airtight 254 Galv C30	200	850	410	0.170	0.340	1.020	1.530	2448	3060	5508
AFG-0200-0900-410-C30	Flow Controller Airtight 254 Galv C30	200	900	410	0.180	0.360	1.080	1.620	2592	3240	5832
AFG-0200-0950-410-C30	Flow Controller Airtight 254 Galv C30	200	950	410	0.190	0.380	1.140	1.710	2736	3420	6156
AFG-0200-1000-410-C30	Flow Controller Airtight 254 Galv C30	200	1000	410	0.200	0.400	1.200	1.800	2880	3600	6480
AFG-0200-1050-410-C30	Flow Controller Airtight 254 Galv C30	200	1050	410	0.210	0.420	1.260	1.890	3024	3780	6804
AFG-0200-1100-410-C30	Flow Controller Airtight 254 Galv C30	200	1100	410	0.220	0.440	1.320	1.980	3168	3960	7128
AFG-0200-1150-410-C30	Flow Controller Airtight 254 Galv C30	200	1150	410	0.230	0.460	1.380	2.070	3312	4140	7452
AFG-0200-1200-410-C30	Flow Controller Airtight 254 Galv C30	200	1200	410	0.240	0.480	1.440	2.160	3456	4320	7776
AFG-0300-0200-410-C30	Flow Controller Airtight 254 Galv C30	300	200	410	0.060	0.120	0.360	0.540	864	1080	1944
AFG-0300-0250-410-C30	Flow Controller Airtight 254 Galv C30	300	250	410	0.075	0.150	0.450	0.675	1080	1350	2430
AFG-0300-0300-410-C30	Flow Controller Airtight 254 Galv C30	300	300	410	0.090	0.180	0.540	0.810	1296	1620	2916
AFG-0300-0350-410-C30	Flow Controller Airtight 254 Galv C30	300	350	410	0.105	0.210	0.630	0.945	1512	1890	3402
AFG-0300-0400-410-C30	Flow Controller Airtight 254 Galv C30	300	400	410	0.120	0.240	0.720	1.080	1728	2160	3888
AFG-0300-0450-410-C30	Flow Controller Airtight 254 Galv C30	300	450	410	0.135	0.270	0.810	1.215	1944	2430	4374
AFG-0300-0500-410-C30	Flow Controller Airtight 254 Galv C30	300	500	410	0.150	0.300	0.900	1.350	2160	2700	4860
AFG-0300-0550-410-C30	Flow Controller Airtight 254 Galv C30	300	550	410	0.165	0.330	0.990	1.485	2376	2970	5346
AFG-0300-0600-410-C30	Flow Controller Airtight 254 Galv C30	300	600	410	0.180	0.360	1.080	1.620	2592	3240	5832
AFG-0300-0650-410-C30	Flow Controller Airtight 254 Galv C30	300	650	410	0.195	0.390	1.170	1.755	2808	3510	6318
AFG-0300-0700-410-C30	Flow Controller Airtight 254 Galv C30	300	700	410	0.210	0.420	1.260	1.890	3024	3780	6804
AFG-0300-0750-410-C30	Flow Controller Airtight 254 Galv C30	300	750	410	0.225	0.450	1.350	2.025	3240	4050	7290
AFG-0300-0800-410-C30	Flow Controller Airtight 254 Galv C30	300	800	410	0.240	0.480	1.440	2.160	3456	4320	7776
AFG-0300-0850-410-C30	Flow Controller Airtight 254 Galv C30	300	850	410	0.255	0.510	1.530	2.295	3672	4590	8262
AFG-0300-0900-410-C30	Flow Controller Airtight 254 Galv C30	300	900	410	0.270	0.540	1.620	2.430	3888	4860	8748
AFG-0300-0950-410-C30	Flow Controller Airtight 254 Galv C30	300	950	410	0.285	0.570	1.710	2.565	4104	5130	9234
AFG-0300-1000-410-C30	Flow Controller Airtight 254 Galv C30	300	1000	410	0.300	0.600	1.800	2.700	4320	5400	9720
AFG-0300-1050-410-C30	Flow Controller Airtight 254 Galv C30	300	1050	410	0.315	0.630	1.890	2.835	4536	5670	10206
AFG-0300-1100-410-C30	Flow Controller Airtight 254 Galv C30	300	1100	410	0.330	0.660	1.980	2.970	4752	5940	10692
AFG-0300-1150-410-C30	Flow Controller Airtight 254 Galv C30	300	1150	410	0.345	0.690	2.070	3.105	4968	6210	11178
AFG-0300-1200-410-C30	Flow Controller Airtight 254 Galv C30	300	1200	410	0.360	0.720	2.160	3.240	5184	6480	11664



AFG SELECTIONS

L = 410 C30 Table 2

Part Number with C30mm Frame	Description	Height	width	depth	Area	Volume	Volume	Volume	Volume	Volume	Volume
		h	w	d		at 2 m/s	at 5 m/s	at 9 m/s	at 2 m/s	at 5 m/s	at 9 m/s
		mm	mm	mm	m2	m3/s	m3/s	m3/s	m3/h	m3/h	m3/h
AFG-0400-0200-410-C30	Flow Controller Airtight 254 Galv C30	400	200	410	0.080	0.160	0.480	0.720	1152	1440	2592
AFG-0400-0250-410-C30	Flow Controller Airtight 254 Galv C30	400	250	410	0.100	0.200	0.600	0.900	1440	1800	3240
AFG-0400-0300-410-C30	Flow Controller Airtight 254 Galv C30	400	300	410	0.120	0.240	0.720	1.080	1728	2160	3888
AFG-0400-0350-410-C30	Flow Controller Airtight 254 Galv C30	400	350	410	0.140	0.280	0.840	1.260	2016	2520	4536
AFG-0400-0400-410-C30	Flow Controller Airtight 254 Galv C30	400	400	410	0.160	0.320	0.960	1.440	2304	2880	5184
AFG-0400-0450-410-C30	Flow Controller Airtight 254 Galv C30	400	450	410	0.180	0.360	1.080	1.620	2592	3240	5832
AFG-0400-0500-410-C30	Flow Controller Airtight 254 Galv C30	400	500	410	0.200	0.400	1.200	1.800	2880	3600	6480
AFG-0400-0550-410-C30	Flow Controller Airtight 254 Galv C30	400	550	410	0.220	0.440	1.320	1.980	3168	3960	7128
AFG-0400-0600-410-C30	Flow Controller Airtight 254 Galv C30	400	600	410	0.240	0.480	1.440	2.160	3456	4320	7776
AFG-0400-0650-410-C30	Flow Controller Airtight 254 Galv C30	400	650	410	0.260	0.520	1.560	2.340	3744	4680	8424
AFG-0400-0700-410-C30	Flow Controller Airtight 254 Galv C30	400	700	410	0.280	0.560	1.680	2.520	4032	5040	9072
AFG-0400-0750-410-C30	Flow Controller Airtight 254 Galv C30	400	750	410	0.300	0.600	1.800	2.700	4320	5400	9720
AFG-0400-0800-410-C30	Flow Controller Airtight 254 Galv C30	400	800	410	0.320	0.640	1.920	2.880	4608	5760	10368
AFG-0400-0850-410-C30	Flow Controller Airtight 254 Galv C30	400	850	410	0.340	0.680	2.040	3.060	4896	6120	11016
AFG-0400-0900-410-C30	Flow Controller Airtight 254 Galv C30	400	900	410	0.360	0.720	2.160	3.240	5184	6480	11664
AFG-0400-0950-410-C30	Flow Controller Airtight 254 Galv C30	400	950	410	0.380	0.760	2.280	3.420	5472	6840	12312
AFG-0400-1000-410-C30	Flow Controller Airtight 254 Galv C30	400	1000	410	0.400	0.800	2.400	3.600	5760	7200	12960
AFG-0400-1050-410-C30	Flow Controller Airtight 254 Galv C30	400	1050	410	0.420	0.840	2.520	3.780	6048	7560	13608
AFG-0400-1100-410-C30	Flow Controller Airtight 254 Galv C30	400	1100	410	0.440	0.880	2.640	3.960	6336	7920	14256
AFG-0400-1150-410-C30	Flow Controller Airtight 254 Galv C30	400	1150	410	0.460	0.920	2.760	4.140	6624	8280	14904
AFG-0400-1200-410-C30	Flow Controller Airtight 254 Galv C30	400	1200	410	0.480	0.960	2.880	4.320	6912	8640	15552
AFG-0500-0200-410-C30	Flow Controller Airtight 254 Galv C30	500	200	410	0.100	0.200	0.600	0.900	1440	1800	3240
AFG-0500-0250-410-C30	Flow Controller Airtight 254 Galv C30	500	250	410	0.125	0.250	0.750	1.125	1800	2250	4050
AFG-0500-0300-410-C30	Flow Controller Airtight 254 Galv C30	500	300	410	0.150	0.300	0.900	1.350	2160	2700	4860
AFG-0500-0350-410-C30	Flow Controller Airtight 254 Galv C30	500	350	410	0.175	0.350	1.050	1.575	2520	3150	5670
AFG-0500-0400-410-C30	Flow Controller Airtight 254 Galv C30	500	400	410	0.200	0.400	1.200	1.800	2880	3600	6480
AFG-0500-0450-410-C30	Flow Controller Airtight 254 Galv C30	500	450	410	0.225	0.450	1.350	2.025	3240	4050	7290
AFG-0500-0500-410-C30	Flow Controller Airtight 254 Galv C30	500	500	410	0.250	0.500	1.500	2.250	3600	4500	8100
AFG-0500-0550-410-C30	Flow Controller Airtight 254 Galv C30	500	550	410	0.275	0.550	1.650	2.475	3960	4950	8910
AFG-0500-0600-410-C30	Flow Controller Airtight 254 Galv C30	500	600	410	0.300	0.600	1.800	2.700	4320	5400	9720
AFG-0500-0650-410-C30	Flow Controller Airtight 254 Galv C30	500	650	410	0.325	0.650	1.950	2.925	4680	5850	10530
AFG-0500-0700-410-C30	Flow Controller Airtight 254 Galv C30	500	700	410	0.350	0.700	2.100	3.150	5040	6300	11340
AFG-0500-0750-410-C30	Flow Controller Airtight 254 Galv C30	500	750	410	0.375	0.750	2.250	3.375	5400	6750	12150
AFG-0500-0800-410-C30	Flow Controller Airtight 254 Galv C30	500	800	410	0.400	0.800	2.400	3.600	5760	7200	12960
AFG-0500-0850-410-C30	Flow Controller Airtight 254 Galv C30	500	850	410	0.425	0.850	2.550	3.825	6120	7650	13770
AFG-0500-0900-410-C30	Flow Controller Airtight 254 Galv C30	500	900	410	0.450	0.900	2.700	4.050	6480	8100	14580
AFG-0500-0950-410-C30	Flow Controller Airtight 254 Galv C30	500	950	410	0.475	0.950	2.850	4.275	6840	8550	15390
AFG-0500-1000-410-C30	Flow Controller Airtight 254 Galv C30	500	1000	410	0.500	1.000	3.000	4.500	7200	9000	16200
AFG-0500-1050-410-C30	Flow Controller Airtight 254 Galv C30	500	1050	410	0.525	1.050	3.150	4.725	7560	9450	17010
AFG-0500-1100-410-C30	Flow Controller Airtight 254 Galv C30	500	1100	410	0.550	1.100	3.300	4.950	7920	9900	17820
AFG-0500-1150-410-C30	Flow Controller Airtight 254 Galv C30	500	1150	410	0.575	1.150	3.450	5.175	8280	10350	18630
AFG-0500-1200-410-C30	Flow Controller Airtight 254 Galv C30	500	1200	410	0.600	1.200	3.600	5.400	8640	10800	19440
AFG-0600-0200-410-C30	Flow Controller Airtight 254 Galv C30	600	200	410	0.120	0.240	0.720	1.080	1728	2160	3888
AFG-0600-0250-410-C30	Flow Controller Airtight 254 Galv C30	600	250	410	0.150	0.300	0.900	1.350	2160	2700	4860
AFG-0600-0300-410-C30	Flow Controller Airtight 254 Galv C30	600	300	410	0.180	0.360	1.080	1.620	2592	3240	5832
AFG-0600-0350-410-C30	Flow Controller Airtight 254 Galv C30	600	350	410	0.210	0.420	1.260	1.890	3024	3780	6804
AFG-0600-0400-410-C30	Flow Controller Airtight 254 Galv C30	600	400	410	0.240	0.480	1.440	2.160	3456	4320	7776
AFG-0600-0450-410-C30	Flow Controller Airtight 254 Galv C30	600	450	410	0.270	0.540	1.620	2.430	3888	4860	8748
AFG-0600-0500-410-C30	Flow Controller Airtight 254 Galv C30	600	500	410	0.300	0.600	1.800	2.700	4320	5400	9720
AFG-0600-0550-410-C30	Flow Controller Airtight 254 Galv C30	600	550	410	0.330	0.660	1.980	2.970	4752	5940	10692
AFG-0600-0600-410-C30	Flow Controller Airtight 254 Galv C30	600	600	410	0.360	0.720	2.160	3.240	5184	6480	11664
AFG-0600-0650-410-C30	Flow Controller Airtight 254 Galv C30	600	650	410	0.390	0.780	2.340	3.510	5616	7020	12636
AFG-0600-0700-410-C30	Flow Controller Airtight 254 Galv C30	600	700	410	0.420	0.840	2.520	3.780	6048	7560	13608
AFG-0600-0750-410-C30	Flow Controller Airtight 254 Galv C30	600	750	410	0.450	0.900	2.700	4.050	6480	8100	14580
AFG-0600-0800-410-C30	Flow Controller Airtight 254 Galv C30	600	800	410	0.480	0.960	2.880	4.320	6912	8640	15552
AFG-0600-0850-410-C30	Flow Controller Airtight 254 Galv C30	600	850	410	0.510	1.020	3.060	4.590	7344	9180	16524
AFG-0600-0900-410-C30	Flow Controller Airtight 254 Galv C30	600	900	410	0.540	1.080	3.240	4.860	7776	9720	17496
AFG-0600-0950-410-C30	Flow Controller Airtight 254 Galv C30	600	950	410	0.570	1.140	3.420	5.130	8208	10260	18468
AFG-0600-1000-410-C30	Flow Controller Airtight 254 Galv C30	600	1000	410	0.600	1.200	3.600	5.400	8640	10800	19440
AFG-0600-1050-410-C30	Flow Controller Airtight 254 Galv C30	600	1050	410	0.630	1.260	3.780	5.670	9072	11340	20412
AFG-0600-1100-410-C30	Flow Controller Airtight 254 Galv C30	600	1100	410	0.660	1.320	3.960	5.940	9504	11880	21384
AFG-0600-1150-410-C30	Flow Controller Airtight 254 Galv C30	600	1150	410	0.690	1.380	4.140	6.210	9936	12420	22356
AFG-0600-1200-410-C30	Flow Controller Airtight 254 Galv C30	600	1200	410	0.720	1.440	4.320	6.480	10368	12960	23328



AFG SELECTIONS

L = 410 C30 Table 3

Part Number with C30mm Frame	Description	Height h mm	width w mm	depth d mm	Area m2	Volume at 2 m/s m3/s	Volume at 5 m/s m3/s	Volume at 9 m/s m3/s	Volume at 2 m/s m3/h	Volume at 5 m/s m3/h	Volume at 9 m/s m3/h
AFG-0700-0200-410-C30	Flow Controller Airtight 254 Galv C30	700	200	410	0.140	0.280	0.840	1.260	2016	2520	4536
AFG-0700-0250-410-C30	Flow Controller Airtight 254 Galv C30	700	250	410	0.175	0.350	1.050	1.575	2520	3150	5670
AFG-0700-0300-410-C30	Flow Controller Airtight 254 Galv C30	700	300	410	0.210	0.420	1.260	1.890	3024	3780	6804
AFG-0700-0350-410-C30	Flow Controller Airtight 254 Galv C30	700	350	410	0.245	0.490	1.470	2.205	3528	4410	7938
AFG-0700-0400-410-C30	Flow Controller Airtight 254 Galv C30	700	400	410	0.280	0.560	1.680	2.520	4032	5040	9072
AFG-0700-0450-410-C30	Flow Controller Airtight 254 Galv C30	700	450	410	0.315	0.630	1.890	2.835	4536	5670	10206
AFG-0700-0500-410-C30	Flow Controller Airtight 254 Galv C30	700	500	410	0.350	0.700	2.100	3.150	5040	6300	11340
AFG-0700-0550-410-C30	Flow Controller Airtight 254 Galv C30	700	550	410	0.385	0.770	2.310	3.465	5544	6930	12474
AFG-0700-0600-410-C30	Flow Controller Airtight 254 Galv C30	700	600	410	0.420	0.840	2.520	3.780	6048	7560	13608
AFG-0700-0650-410-C30	Flow Controller Airtight 254 Galv C30	700	650	410	0.455	0.910	2.730	4.095	6552	8190	14742
AFG-0700-0700-410-C30	Flow Controller Airtight 254 Galv C30	700	700	410	0.490	0.980	2.940	4.410	7056	8820	15876
AFG-0700-0750-410-C30	Flow Controller Airtight 254 Galv C30	700	750	410	0.525	1.050	3.150	4.725	7560	9450	17010
AFG-0700-0800-410-C30	Flow Controller Airtight 254 Galv C30	700	800	410	0.560	1.120	3.360	5.040	8064	10080	18144
AFG-0700-0850-410-C30	Flow Controller Airtight 254 Galv C30	700	850	410	0.595	1.190	3.570	5.355	8568	10710	19278
AFG-0700-0900-410-C30	Flow Controller Airtight 254 Galv C30	700	900	410	0.630	1.260	3.780	5.670	9072	11340	20412
AFG-0700-0950-410-C30	Flow Controller Airtight 254 Galv C30	700	950	410	0.665	1.330	3.990	5.985	9576	11970	21546
AFG-0700-1000-410-C30	Flow Controller Airtight 254 Galv C30	700	1000	410	0.700	1.400	4.200	6.300	10080	12600	22680
AFG-0700-1050-410-C30	Flow Controller Airtight 254 Galv C30	700	1050	410	0.735	1.470	4.410	6.615	10584	13230	23814
AFG-0700-1100-410-C30	Flow Controller Airtight 254 Galv C30	700	1100	410	0.770	1.540	4.620	6.930	11088	13860	24948
AFG-0700-1150-410-C30	Flow Controller Airtight 254 Galv C30	700	1150	410	0.805	1.610	4.830	7.245	11592	14490	26082
AFG-0700-1200-410-C30	Flow Controller Airtight 254 Galv C30	700	1200	410	0.840	1.680	5.040	7.560	12096	15120	27216
AFG-0800-0200-410-C30	Flow Controller Airtight 254 Galv C30	800	200	410	0.160	0.320	0.960	1.440	2304	2880	5184
AFG-0800-0250-410-C30	Flow Controller Airtight 254 Galv C30	800	250	410	0.200	0.400	1.200	1.800	2880	3600	6480
AFG-0800-0300-410-C30	Flow Controller Airtight 254 Galv C30	800	300	410	0.240	0.480	1.440	2.160	3456	4320	7776
AFG-0800-0350-410-C30	Flow Controller Airtight 254 Galv C30	800	350	410	0.280	0.560	1.680	2.520	4032	5040	9072
AFG-0800-0400-410-C30	Flow Controller Airtight 254 Galv C30	800	400	410	0.320	0.640	1.920	2.880	4608	5760	10368
AFG-0800-0450-410-C30	Flow Controller Airtight 254 Galv C30	800	450	410	0.360	0.720	2.160	3.240	5184	6480	11664
AFG-0800-0500-410-C30	Flow Controller Airtight 254 Galv C30	800	500	410	0.400	0.800	2.400	3.600	5760	7200	12960
AFG-0800-0550-410-C30	Flow Controller Airtight 254 Galv C30	800	550	410	0.440	0.880	2.640	3.960	6336	7920	14256
AFG-0800-0600-410-C30	Flow Controller Airtight 254 Galv C30	800	600	410	0.480	0.960	2.880	4.320	6912	8640	15552
AFG-0800-0650-410-C30	Flow Controller Airtight 254 Galv C30	800	650	410	0.520	1.040	3.120	4.680	7488	9360	16848
AFG-0800-0700-410-C30	Flow Controller Airtight 254 Galv C30	800	700	410	0.560	1.120	3.360	5.040	8064	10080	18144
AFG-0800-0750-410-C30	Flow Controller Airtight 254 Galv C30	800	750	410	0.600	1.200	3.600	5.400	8640	10800	19440
AFG-0800-0800-410-C30	Flow Controller Airtight 254 Galv C30	800	800	410	0.640	1.280	3.840	5.760	9216	11520	20736
AFG-0800-0850-410-C30	Flow Controller Airtight 254 Galv C30	800	850	410	0.680	1.360	4.080	6.120	9792	12240	22032
AFG-0800-0900-410-C30	Flow Controller Airtight 254 Galv C30	800	900	410	0.720	1.440	4.320	6.480	10368	12960	23328
AFG-0800-0950-410-C30	Flow Controller Airtight 254 Galv C30	800	950	410	0.760	1.520	4.560	6.840	10944	13680	24624
AFG-0800-1000-410-C30	Flow Controller Airtight 254 Galv C30	800	1000	410	0.800	1.600	4.800	7.200	11520	14400	25920
AFG-0800-1050-410-C30	Flow Controller Airtight 254 Galv C30	800	1050	410	0.840	1.680	5.040	7.560	12096	15120	27216
AFG-0800-1100-410-C30	Flow Controller Airtight 254 Galv C30	800	1100	410	0.880	1.760	5.280	7.920	12672	15840	28512
AFG-0800-1150-410-C30	Flow Controller Airtight 254 Galv C30	800	1150	410	0.920	1.840	5.520	8.280	13248	16560	29808
AFG-0800-1200-410-C30	Flow Controller Airtight 254 Galv C30	800	1200	410	0.960	1.920	5.760	8.640	13824	17280	31104
AFG-0900-0200-410-C30	Flow Controller Airtight 254 Galv C30	900	200	410	0.180	0.360	1.080	1.620	2592	3240	5832
AFG-0900-0250-410-C30	Flow Controller Airtight 254 Galv C30	900	250	410	0.225	0.450	1.350	2.025	3240	4050	7290
AFG-0900-0300-410-C30	Flow Controller Airtight 254 Galv C30	900	300	410	0.270	0.540	1.620	2.430	3888	4860	8748
AFG-0900-0350-410-C30	Flow Controller Airtight 254 Galv C30	900	350	410	0.315	0.630	1.890	2.835	4536	5670	10206
AFG-0900-0400-410-C30	Flow Controller Airtight 254 Galv C30	900	400	410	0.360	0.720	2.160	3.240	5184	6480	11664
AFG-0900-0450-410-C30	Flow Controller Airtight 254 Galv C30	900	450	410	0.405	0.810	2.430	3.645	5832	7290	13122
AFG-0900-0500-410-C30	Flow Controller Airtight 254 Galv C30	900	500	410	0.450	0.900	2.700	4.050	6480	8100	14580
AFG-0900-0550-410-C30	Flow Controller Airtight 254 Galv C30	900	550	410	0.495	0.990	2.970	4.455	7128	8910	16038
AFG-0900-0600-410-C30	Flow Controller Airtight 254 Galv C30	900	600	410	0.540	1.080	3.240	4.860	7776	9720	17496
AFG-0900-0650-410-C30	Flow Controller Airtight 254 Galv C30	900	650	410	0.585	1.170	3.510	5.265	8424	10530	18954
AFG-0900-0700-410-C30	Flow Controller Airtight 254 Galv C30	900	700	410	0.630	1.260	3.780	5.670	9072	11340	20412
AFG-0900-0750-410-C30	Flow Controller Airtight 254 Galv C30	900	750	410	0.675	1.350	4.050	6.075	9720	12150	21870
AFG-0900-0800-410-C30	Flow Controller Airtight 254 Galv C30	900	800	410	0.720	1.440	4.320	6.480	10368	12960	23328
AFG-0900-0850-410-C30	Flow Controller Airtight 254 Galv C30	900	850	410	0.765	1.530	4.590	6.885	11016	13770	24786
AFG-0900-0900-410-C30	Flow Controller Airtight 254 Galv C30	900	900	410	0.810	1.620	4.860	7.290	11664	14580	26244
AFG-0900-0950-410-C30	Flow Controller Airtight 254 Galv C30	900	950	410	0.855	1.710	5.130	7.695	12312	15390	27702
AFG-0900-1000-410-C30	Flow Controller Airtight 254 Galv C30	900	1000	410	0.900	1.800	5.400	8.100	12960	16200	29160
AFG-0900-1050-410-C30	Flow Controller Airtight 254 Galv C30	900	1050	410	0.945	1.890	5.670	8.505	13608	17010	30618
AFG-0900-1100-410-C30	Flow Controller Airtight 254 Galv C30	900	1100	410	0.990	1.980	5.940	8.910	14256	17820	32076
AFG-0900-1150-410-C30	Flow Controller Airtight 254 Galv C30	900	1150	410	1.035	2.070	6.210	9.315	14904	18630	33534
AFG-0900-1200-410-C30	Flow Controller Airtight 254 Galv C30	900	1200	410	1.080	2.160	6.480	9.720	15552	19440	34992



AFG SELECTIONS

L = 410 C30 Table 4

Part Number with C30mm Frame	Description	Height h mm	width w mm	depth d mm	Area m ²	Volume at 2 m/s m ³ /s	Volume at 5 m/s m ³ /s	Volume at 9 m/s m ³ /s	Volume at 2 m/s m ³ /h	Volume at 5 m/s m ³ /h	Volume at 9 m/s m ³ /h
AFG-1000-0200-410-C30	Flow Controller Airtight 254 Galv C30	1000	200	410	0.200	0.400	1.200	1.800	2880	3600	6480
AFG-1000-0250-410-C30	Flow Controller Airtight 254 Galv C30	1000	250	410	0.250	0.500	1.500	2.250	3600	4500	8100
AFG-1000-0300-410-C30	Flow Controller Airtight 254 Galv C30	1000	300	410	0.300	0.600	1.800	2.700	4320	5400	9720
AFG-1000-0350-410-C30	Flow Controller Airtight 254 Galv C30	1000	350	410	0.350	0.700	2.100	3.150	5040	6300	11340
AFG-1000-0400-410-C30	Flow Controller Airtight 254 Galv C30	1000	400	410	0.400	0.800	2.400	3.600	5760	7200	12960
AFG-1000-0450-410-C30	Flow Controller Airtight 254 Galv C30	1000	450	410	0.450	0.900	2.700	4.050	6480	8100	14580
AFG-1000-0500-410-C30	Flow Controller Airtight 254 Galv C30	1000	500	410	0.500	1.000	3.000	4.500	7200	9000	16200
AFG-1000-0550-410-C30	Flow Controller Airtight 254 Galv C30	1000	550	410	0.550	1.100	3.300	4.950	7920	9900	17820
AFG-1000-0600-410-C30	Flow Controller Airtight 254 Galv C30	1000	600	410	0.600	1.200	3.600	5.400	8640	10800	19440
AFG-1000-0650-410-C30	Flow Controller Airtight 254 Galv C30	1000	650	410	0.650	1.300	3.900	5.850	9360	11700	21060
AFG-1000-0700-410-C30	Flow Controller Airtight 254 Galv C30	1000	700	410	0.700	1.400	4.200	6.300	10080	12600	22680
AFG-1000-0750-410-C30	Flow Controller Airtight 254 Galv C30	1000	750	410	0.750	1.500	4.500	6.750	10800	13500	24300
AFG-1000-0800-410-C30	Flow Controller Airtight 254 Galv C30	1000	800	410	0.800	1.600	4.800	7.200	11520	14400	25920
AFG-1000-0850-410-C30	Flow Controller Airtight 254 Galv C30	1000	850	410	0.850	1.700	5.100	7.650	12240	15300	27540
AFG-1000-0900-410-C30	Flow Controller Airtight 254 Galv C30	1000	900	410	0.900	1.800	5.400	8.100	12960	16200	29160
AFG-1000-0950-410-C30	Flow Controller Airtight 254 Galv C30	1000	950	410	0.950	1.900	5.700	8.550	13680	17100	30780
AFG-1000-1000-410-C30	Flow Controller Airtight 254 Galv C30	1000	1000	410	1.000	2.000	6.000	9.000	14400	18000	32400
AFG-1000-1050-410-C30	Flow Controller Airtight 254 Galv C30	1000	1050	410	1.050	2.100	6.300	9.450	15120	18900	34020
AFG-1000-1100-410-C30	Flow Controller Airtight 254 Galv C30	1000	1100	410	1.100	2.200	6.600	9.900	15840	19800	35640
AFG-1000-1150-410-C30	Flow Controller Airtight 254 Galv C30	1000	1150	410	1.150	2.300	6.900	10.350	16560	20700	37260
AFG-1000-1200-410-C30	Flow Controller Airtight 254 Galv C30	1000	1200	410	1.200	2.400	7.200	10.800	17280	21600	38880
AFG-1100-0200-410-C30	Flow Controller Airtight 254 Galv C30	1100	200	410	0.220	0.440	1.320	1.980	3168	3960	7128
AFG-1100-0250-410-C30	Flow Controller Airtight 254 Galv C30	1100	250	410	0.275	0.550	1.650	2.475	3960	4950	8910
AFG-1100-0300-410-C30	Flow Controller Airtight 254 Galv C30	1100	300	410	0.330	0.660	1.980	2.970	4752	5940	10692
AFG-1100-0350-410-C30	Flow Controller Airtight 254 Galv C30	1100	350	410	0.385	0.770	2.310	3.465	5544	6930	12474
AFG-1100-0400-410-C30	Flow Controller Airtight 254 Galv C30	1100	400	410	0.440	0.880	2.640	3.960	6336	7920	14256
AFG-1100-0450-410-C30	Flow Controller Airtight 254 Galv C30	1100	450	410	0.495	0.990	2.970	4.455	7128	8910	16038
AFG-1100-0500-410-C30	Flow Controller Airtight 254 Galv C30	1100	500	410	0.550	1.100	3.300	4.950	7920	9900	17820
AFG-1100-0550-410-C30	Flow Controller Airtight 254 Galv C30	1100	550	410	0.605	1.210	3.630	5.445	8712	10890	19602
AFG-1100-0600-410-C30	Flow Controller Airtight 254 Galv C30	1100	600	410	0.660	1.320	3.960	5.940	9504	11880	21384
AFG-1100-0650-410-C30	Flow Controller Airtight 254 Galv C30	1100	650	410	0.715	1.430	4.290	6.435	10296	12870	23166
AFG-1100-0700-410-C30	Flow Controller Airtight 254 Galv C30	1100	700	410	0.770	1.540	4.620	6.930	11088	13860	24948
AFG-1100-0750-410-C30	Flow Controller Airtight 254 Galv C30	1100	750	410	0.825	1.650	4.950	7.425	11880	14850	26730
AFG-1100-0800-410-C30	Flow Controller Airtight 254 Galv C30	1100	800	410	0.880	1.760	5.280	7.920	12672	15840	28512
AFG-1100-0850-410-C30	Flow Controller Airtight 254 Galv C30	1100	850	410	0.935	1.870	5.610	8.415	13464	16830	30294
AFG-1100-0900-410-C30	Flow Controller Airtight 254 Galv C30	1100	900	410	0.990	1.980	5.940	8.910	14256	17820	32076
AFG-1100-0950-410-C30	Flow Controller Airtight 254 Galv C30	1100	950	410	1.045	2.090	6.270	9.405	15048	18810	33858
AFG-1100-1000-410-C30	Flow Controller Airtight 254 Galv C30	1100	1000	410	1.100	2.200	6.600	9.900	15840	19800	35640
AFG-1100-1050-410-C30	Flow Controller Airtight 254 Galv C30	1100	1050	410	1.155	2.310	6.930	10.395	16632	20790	37422
AFG-1100-1100-410-C30	Flow Controller Airtight 254 Galv C30	1100	1100	410	1.210	2.420	7.260	10.890	17424	21780	39204
AFG-1100-1150-410-C30	Flow Controller Airtight 254 Galv C30	1100	1150	410	1.265	2.530	7.590	11.385	18216	22770	40986
AFG-1100-1200-410-C30	Flow Controller Airtight 254 Galv C30	1100	1200	410	1.320	2.640	7.920	11.880	19008	23760	42768
AFG-1200-0200-410-C30	Flow Controller Airtight 254 Galv C30	1200	200	410	0.240	0.480	1.440	2.160	3456	4320	7776
AFG-1200-0250-410-C30	Flow Controller Airtight 254 Galv C30	1200	250	410	0.300	0.600	1.800	2.700	4320	5400	9720
AFG-1200-0300-410-C30	Flow Controller Airtight 254 Galv C30	1200	300	410	0.360	0.720	2.160	3.240	5184	6480	11664
AFG-1200-0350-410-C30	Flow Controller Airtight 254 Galv C30	1200	350	410	0.420	0.840	2.520	3.780	6048	7560	13608
AFG-1200-0400-410-C30	Flow Controller Airtight 254 Galv C30	1200	400	410	0.480	0.960	2.880	4.320	6912	8640	15552
AFG-1200-0450-410-C30	Flow Controller Airtight 254 Galv C30	1200	450	410	0.540	1.080	3.240	4.860	7776	9720	17496
AFG-1200-0500-410-C30	Flow Controller Airtight 254 Galv C30	1200	500	410	0.600	1.200	3.600	5.400	8640	10800	19440
AFG-1200-0550-410-C30	Flow Controller Airtight 254 Galv C30	1200	550	410	0.660	1.320	3.960	5.940	9504	11880	21384
AFG-1200-0600-410-C30	Flow Controller Airtight 254 Galv C30	1200	600	410	0.720	1.440	4.320	6.480	10368	12960	23328
AFG-1200-0650-410-C30	Flow Controller Airtight 254 Galv C30	1200	650	410	0.780	1.560	4.680	7.020	11232	14040	25272
AFG-1200-0700-410-C30	Flow Controller Airtight 254 Galv C30	1200	700	410	0.840	1.680	5.040	7.560	12096	15120	27216
AFG-1200-0750-410-C30	Flow Controller Airtight 254 Galv C30	1200	750	410	0.900	1.800	5.400	8.100	12960	16200	29160
AFG-1200-0800-410-C30	Flow Controller Airtight 254 Galv C30	1200	800	410	0.960	1.920	5.760	8.640	13824	17280	31104
AFG-1200-0850-410-C30	Flow Controller Airtight 254 Galv C30	1200	850	410	1.020	2.040	6.120	9.180	14688	18360	33048
AFG-1200-0900-410-C30	Flow Controller Airtight 254 Galv C30	1200	900	410	1.080	2.160	6.480	9.720	15552	19440	34992
AFG-1200-0950-410-C30	Flow Controller Airtight 254 Galv C30	1200	950	410	1.140	2.280	6.840	10.260	16416	20520	36936
AFG-1200-1000-410-C30	Flow Controller Airtight 254 Galv C30	1200	1000	410	1.200	2.400	7.200	10.800	17280	21600	38880
AFG-1200-1050-410-C30	Flow Controller Airtight 254 Galv C30	1200	1050	410	1.260	2.520	7.560	11.340	18144	22680	40824
AFG-1200-1100-410-C30	Flow Controller Airtight 254 Galv C30	1200	1100	410	1.320	2.640	7.920	11.880	19008	23760	42768
AFG-1200-1150-410-C30	Flow Controller Airtight 254 Galv C30	1200	1150	410	1.380	2.760	8.280	12.420	19872	24840	44712
AFG-1200-1200-410-C30	Flow Controller Airtight 254 Galv C30	1200	1200	410	1.440	2.880	8.640	12.960	20736	25920	46656

